



shiratech



CAM1 Quick Start Guide



INDEX

Quick Start.....	2
Document Revision History	9

Quick Start

Please perform the following steps in order to activate the 96Boards CAMERA 1 Mezzanine:

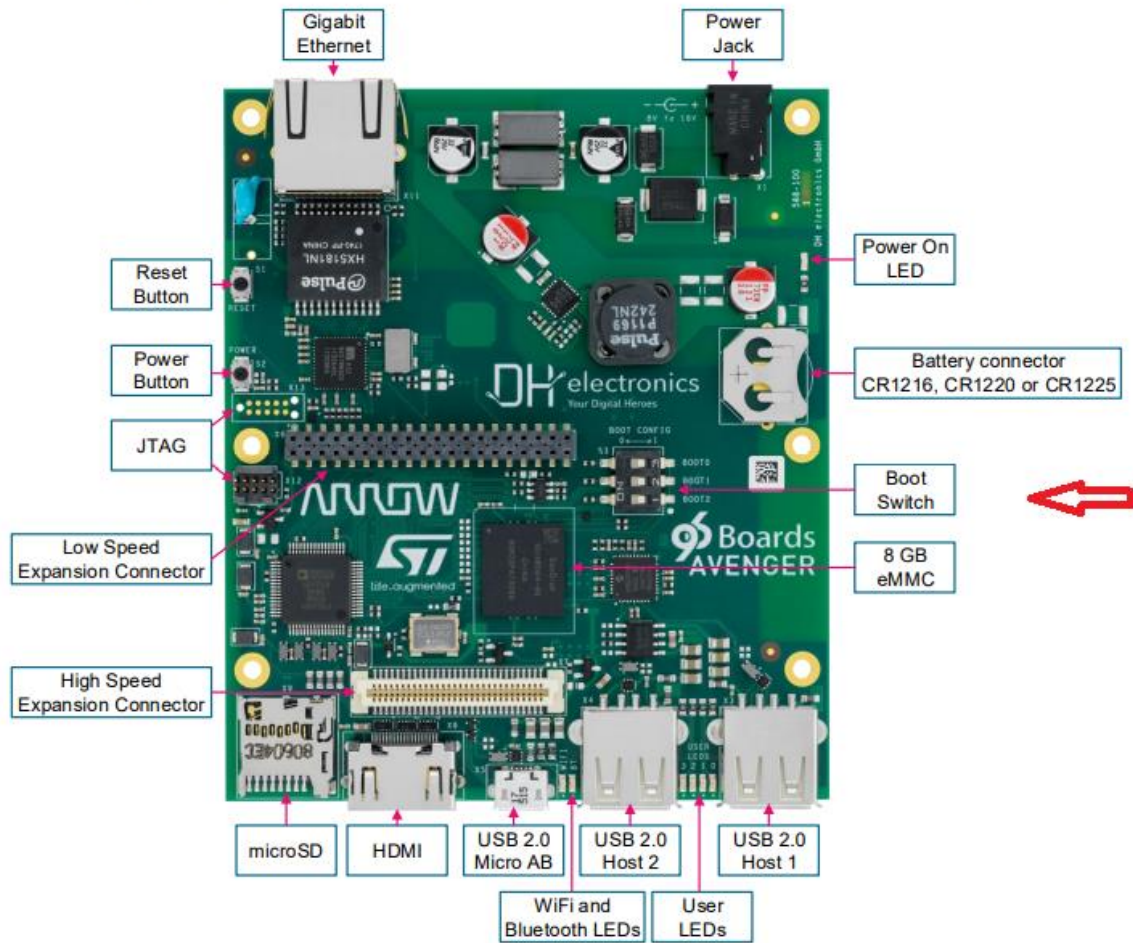
Equipment required:

- 96Boards Avenger96 from Arrow
- Display with HDMI cable
- Keyboard + Mouse
- P.S to Avenger96 EVB board

Test process:

1. Burn the SD card with the imag "av96_ap1302_noswap_200815.img"
Use "Win32DiskImager" SW tool
2. Configure the boot switch on Avenger96 board
By select the SD CARD option (1,0,1)

1.1.3 Key components



1.2.1 Connect the power supply into the power socket.

1.2.2 Boot Mode

The Avenger96 supports multiple boot options which are selected by the DIP-switch S3. To select a logical "1" a switch needs to be pushed to the right. Therefore a logical "0" is set by pushing the switch to the left. The numeration of these pins is printed next to the switch on the circuit board.




BOOT Mode	Comments	Switch 1 - BOOT 2	Switch 2 - BOOT 1	Switch 3 - BOOT 0
UART and USB	USB high-speed Device	0	0	0
NOR-Flash	On Quad SPI	0	0	1
eMMC	On SDMMC2	0	1	0
NAND-Flash (Not available)	SLC NAND Flash	0	1	1
Reserved (NoBoot)	Get boot access without boot from Flash memory	1	0	0
SD-Card (Standard)	On SDMMC1	1	0	1
UART and USB	USB OTG	1	1	0
Serial NAND Flash (Not available)	NAND flash on Quad SPI	1	1	1

3. Connect the 96Boards CAMERA 1 Mezzanine



4. Connect the 12V power supply to Avenger96 board

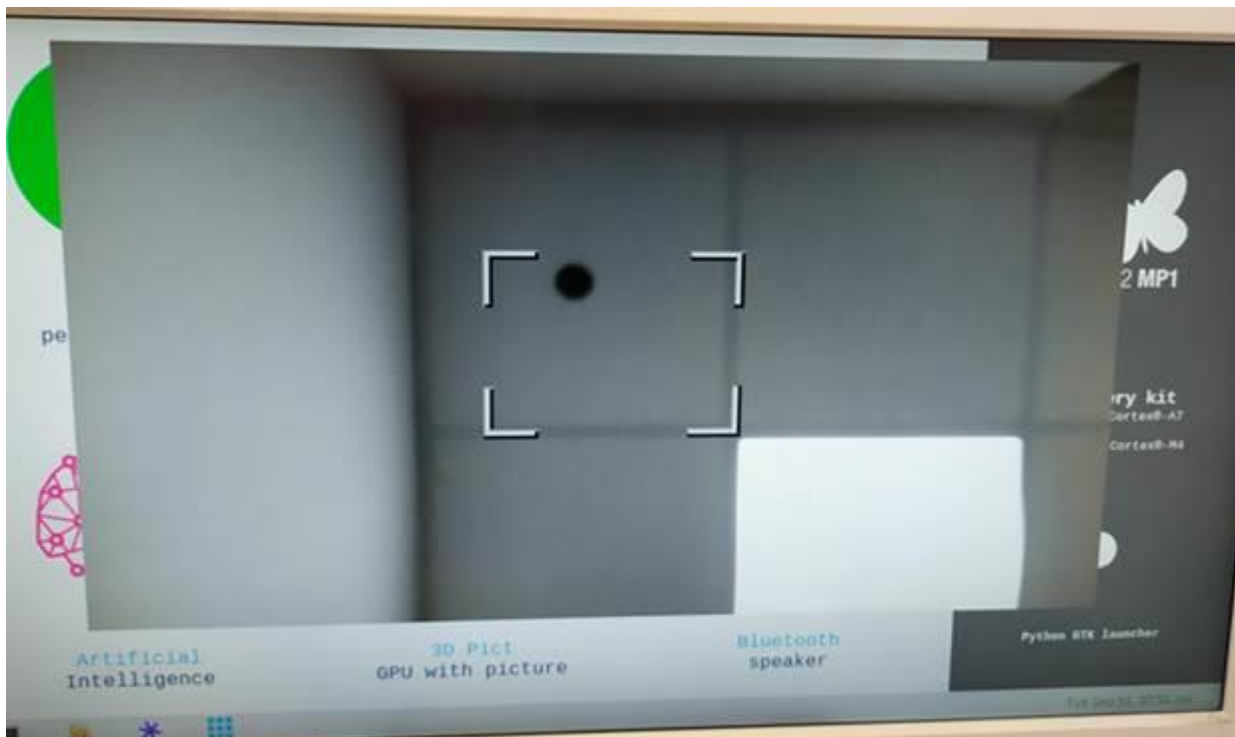
5. Wait until you will see the main screen:



6. Double click on Camera icon



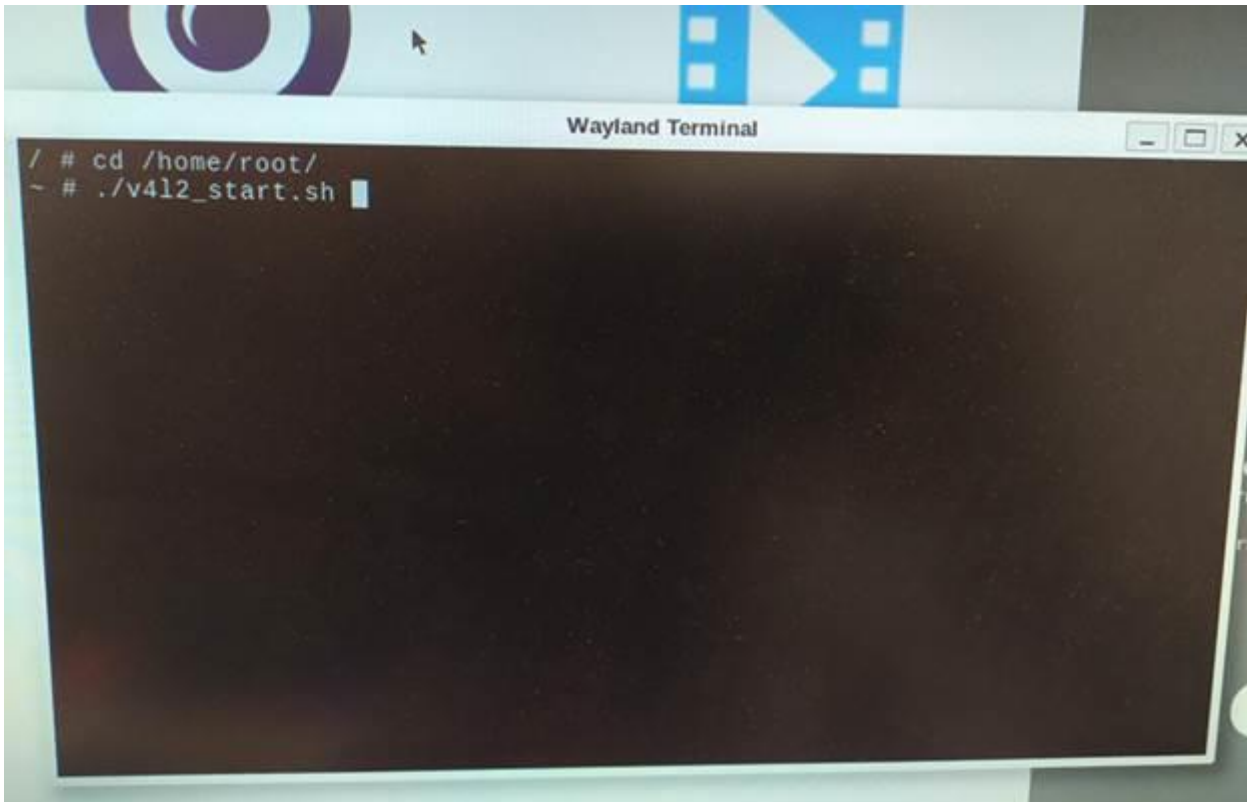
7. Wait few seconds until you will get the camera view



8. Second option open camera is by sending the following commands via the Terminal

```
cd /home/root
```


```
./v4l2_start.sh
```



The following screen will appear:



And after 10 seconds you will get the following screen:



Document Revision History

Revision	Date	Author	Status and Description
0.9	08/10/2020	Shmuel Asis	Initial version
1.0	08/10/2020	Ori Makover	Template formatting

T. +972.3.943.5050 F. +972.3.943.5055 E. info@shiratech-solutions.com

58 Amal St, Kiryat Arie POB 3272, Petach Tikva 4951358, Israel

www.shiratech-solutions.com